

DS6300 High Performance Laser Scanner



General Description

The DS6300 Datalogic scanner is designed to offer a complete and modular solution in terms of reading performance, connectivity, ease of use and maintenance. New HW and SW platforms and an innovative mechanical design have been developed to provide the scanner with extreme flexibility. The new GENIUS™ SW configurator enables easy scanner set-up, utilizing a Wizard for obtaining the desired configuration in a simple step-by-step process. The icons and graphics used in the Wizard make the DS6300 very easy to install, even for first time users, while the Step-a-Head™ feature makes it possible to always install the DS6300 in the ideal position.

The DS6300 has a new "2-step" mechanically adjustable focusing optic, providing the scanner with a reading range from 250 mm to 2,000 mm. The reading field width at the minimum distance and the reading performance on very low contrast bar codes are among the main benefits of this scanner.

It is also available with an integrated SW programmable oscillating mirror and built-in connectivity to Ethernet, DeviceNet, and Profibus.

The DS6300 has a practical display with keyboard that both increase the scanner ease of use by showing bar code data read (local echo), statistics and diagnostic data.

With the DS6300, Datalogic introduces a new category of mid-range industrial bar code readers with top-class performance. As a result, the DS6300 is the optimal solution for the wide range of manufacturing applications both in the factory floor and the warehouse.

Features

- > Step-a-Head™ feature
- > "2-step" optics
- > Built-in connectivity to Ethernet / DeviceNet / Profibus
- > Reading range from 250 to 2,000 mm
- > StrongArm decoder with code reconstruction capability (ACR3)
- > Good reading performance on very low contrast bar codes
- > Linear and integrated OM versions
- > Display and keyboard

Applications

- > Shop Floor, Data Collection and WIP Tracking in Manufacturing: Automotive, Electronics, Consumer Products
- > Picking, Sorting, Tracking in Warehousing and Distribution

Specifications

ELECTRICAL CHARACTERISTICS

POWER SUPPLY 15 to 30 Vdc
 POWER CONSUMPTION 15 W max.

MECHANICAL CHARACTERISTICS

DIMENSIONS 113 x 110 x 99 mm (4.45 x 4.33 x 3.90 in.)
 WEIGHT Linear version: 1.3 kg. (2 lb 14 oz)
 Integrated OM version: 2 kg. (4 lb 8 oz)
 CASE MATERIAL Aluminium

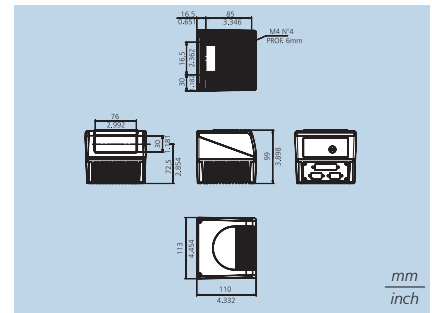
PERFORMANCE

LIGHT SOURCE Visible Laser Diode (650 nm)
 LIGHT RECEIVER Avalanche Photodiode
 MAX. RESOLUTION 0.2 mm (8 mils)
 SCAN RATE 600 to 1,200 scan/s (SW adjustable)
 MAX. READING DISTANCE See diagram
 MAX. DEPTH OF FIELD See diagram
 MAX. READING FIELD See diagram
 READABLE CODES All the most used symbologies
 MAIN INTERFACE RS232 / RS485 (20 mA C.L. optional)
 AUXILIARY INTERFACE RS232
 OTHER AVAILABLE INTERFACES Lonworks (Master/Slave), Ethernet, Devicenet, Profibus 2400
 BAUD RATE 1,200 to 115,200 bauds
 INPUT SIGNALS 'Presence sensor' plus 3 auxiliary digital inputs
 OUTPUT SIGNALS 3 SW programmable digital outputs
 OPERATING MODES 'On line', 'Serial On line', 'Continuous', 'Test'
 LED INDICATORS 'Power ON', 'Phase ON', 'TX Data'
 DISPLAY 2 lines by 16 characters LCD
 KEYPAD 3 keys
 LASER CLASSIFICATION IEC 825 Class 2
 LASER CONTROL Security system to turn laser OFF in case of motor slow down

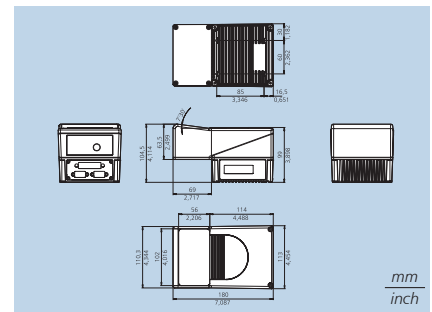
ENVIRONMENT

OPERATING TEMPERATURE 0 to 40 °C (32 to 104 °F),
 STORAGE TEMPERATURE -20 to 70 °C (-4 to 158 °F)
 PROTECTION CLASS IP64 for standard models; IP65 on request

Dimensions

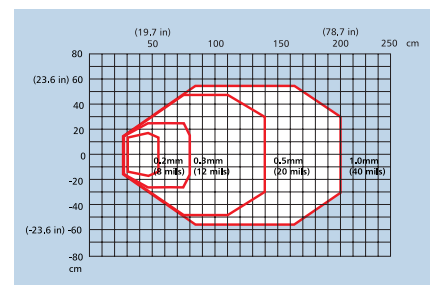


Linear version



Integrated OM version

Reading Diagrams



Reading area with 2 focus positions



Product and Company names and logos referenced may be either trademarks or registered trademarks of their respective companies. We reserve the right to make modifications and improvements.

